

**Department of Finance
National Tax Research Center**



Where Does Your Tax Money Go?

MANILA, PHILIPPINES

JUNE 2015

NTRC OFFICIALS

TRINIDAD A. RODRIGUEZ

OIC– Executive Director

TERESITA L. SOLOMON

OIC– Deputy Director

MARLENE L. CALUBAG

Chief, Indirect Taxes Branch

TRINIDAD A. RODRIGUEZ

Chief, Tax Statistics Branch

DONALDO M. BOO

Chief, Direct Taxes Branch

DEBBIE F. ASISTIO-SY

Chief, Fiscal Incentives Branch

TERESITA L. SOLOMON

Chief, Local Finance Branch

MONICA G. REMPILLO

Chief, Economics Branch

EMELITA A. TENA

Chief, Special Research and
Technical Services Branch

NEDINIA B. MENDIOLA

OIC, Planning and Coordinating
Branch

Administrative and Financial Branch

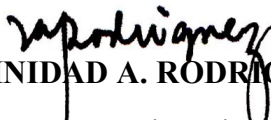
FOREWORD

This primer on “Where Does Your Tax Money Go?” aims to inform the public, especially our valued taxpayers, of the basic services and facilities provided by both the national and local governments in return for the taxes they pay. Such awareness is important as it enhances tax compliance most especially if taxpayers get to know the impact of government expenditures on them and their respective communities.

Taxes being the lifeblood of the government, should be adequate in order to finance the general requirements of growth and development of our country. With more tax collections, the government will be able to widen the scope of expenditures in development programs and projects and improve the quality of basic services and thus provide more economic benefits to every Filipino.

In line with the primer’s objective is to encourage public officials to put the statement “This is Where Your Tax Money Goes” on the different banners/streamers for government projects so that people would know the importance of every peso that they contribute to the government coffers.

It is hoped that as our valued taxpayers flip the following pages, they will likewise be encouraged to pay correct taxes and become active government partners to nation-building.


TRINIDAD A. RODRIGUEZ
OIC-Executive Director

**Your tax money goes back to you in
the form of essential services and
economic benefits.**

*“Dahil maayos ang paggugol ng
gobyerno, walang tagas sa sistema.
Dahil maayos ang pagkolekta ng buwis,
lumalago ang kaban ng bayan.*

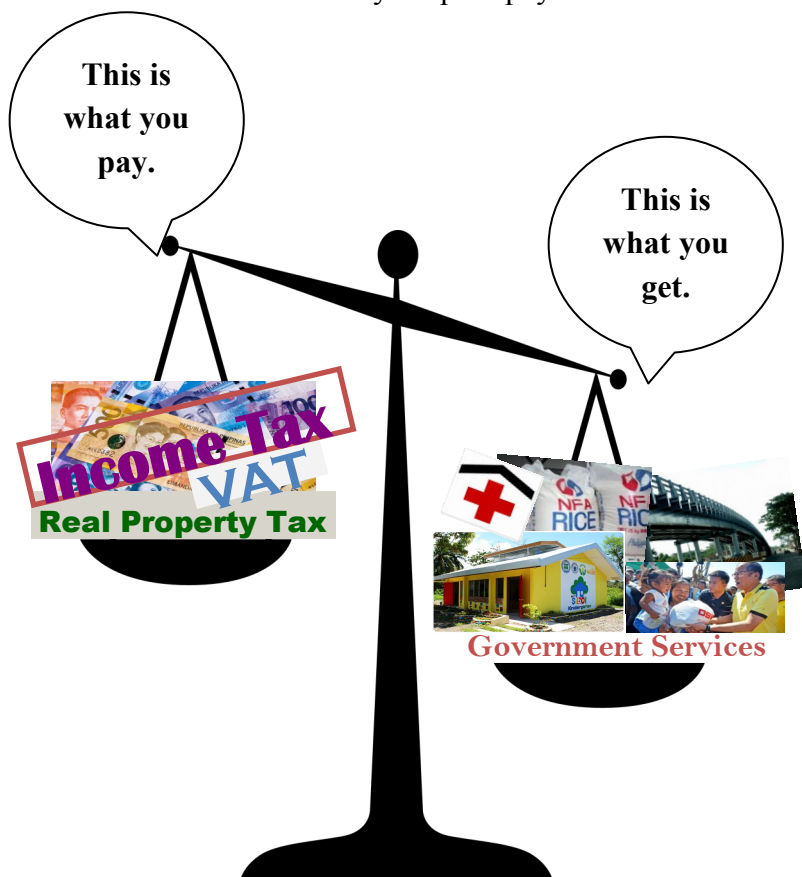
*Bawat pisong nakokolekta, tiyak
ang pupuntahan: Piso itong diretso sa
kalsada, piso para sa bakuna, piso para
sa classroom at upuan, piso para sa
ating kinabukasan.”*



- His Excellency Benigno Simeon C. Aquino III
*Quoted from his State of the Nation Address delivered at the
Session Hall of the House of Representatives, Batasan
Pambansa Complex, Quezon City on July 23, 2012*

Where does your tax money go?

On the average, the government spent **more than** the taxes that every Filipino pays.



Particulars	2009	2014
Expenditure Per Filipino	P 18,084	P 25,942
Tax Payment Per Filipino	11,373	18,303
Taxpayer's Benefit	6,711	7,639

Where does your tax money go?

These are the Services and Facilities Being Provided Out of Your Tax Money...

On Education



Public Preschools

Number of Public Preschools increased from 20,794 in SY 2009 - 2010 to 37,761 in SY 2014 - 2015.

Public Elementary Schools

Number of Elementary Public Schools increased from 38,176 in SY 2009 - 2010 to 38,604 in SY 2014 - 2015.



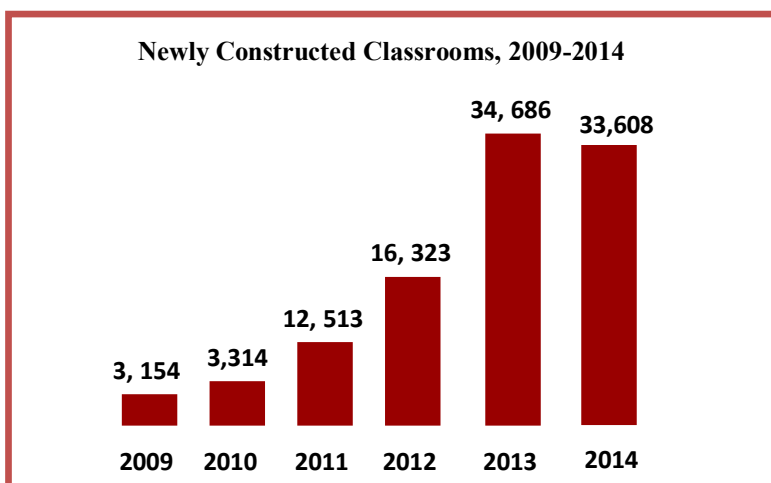
Public Secondary Schools

Number of Secondary Public Schools increased from 7,016 in SY 2009 - 2010 to 7,972 in SY 2014 - 2015.

Where does your tax money go?

Classrooms

The government continuously spends money for the construction of classrooms.



Public School Enrollment, 2009 - 2014

Particulars	SY 2009-2010	SY 2014-2015
Preschool	1,049,035	1,812,910
Elementary	12,574,506	13,301,248
Secondary	5,421,562	5,928,042

Where does your tax money go?

Public School Teachers

Elementary teachers increased from 358,078 in SY 2009-2010 to 377,513 in SY 2013-2014.

Secondary teachers increased from 142,518 in SY 2009-2010 to 169,741 in SY 2013-2014.



An eClassroom in Orani, Bataan—recipient of computers through the DepEd Computerization Program

Computerization Program

The budget for the DepEd Computerization Program increased from P1.6 billion in 2009 to P 4.0 billion in 2014.

Government Assistance to Students and Teachers in Private Education (GASTPE)

To improve access to basic education and to help decongest public schools, the government, through the DepEd made P7.4 billion available to one million students under the GASTPE in 2014. Students and teachers participating in the program are given subsidy.

Where does your tax money go?

Your tax money is also spent to finance the following:

Free Textbooks



Textbooks and other instructional materials are given to the public school students free of charge

School-based Feeding Program

Public school children are provided with healthy meals to improve their nutritional status which is expected to result in 85% -100% classroom attendance.

The budget of this program increased from P82.48 million in 2009 to P4.30 billion in 2014. In SY 2013-2014, a total of around 1.6 million children were covered by the program.



Scholarship Programs

Commission on Higher Education (CHED) - Allocated P718.20 million in 2014

Department of Science and Technology (DOST) - Allocated P1.67 billion in 2014

TESDA Training for Work Scholarship Program - Allocated P1.40 billion in 2014

Where does your tax money go?

State Universities and Colleges (SUCs)

Particulars	2009	2014
Number of SUCs	112	114
Budget of SUCs	P22.8 billion	P35.9 billion

Technical Education and Skills Development Authority (TESDA)

Particulars	2009	2014
Technical Vocational Education and Training (TVET) Program Enrollees	1,982,435	2,033,417
Budget of TVET Program	P275 million	P3.7 billion

TESDA TRAINING PROGRAMS

Ang Technical Education and Skills Development Authority o TESDA ay ahensya ng pamahalaan na tumutulong upang maligyan ng sapat na kasanayan sa gawing bokasyonal ang mga out-of-school youth at mga walang trabaho.

ALAMIN ANG MGA KURSO SA TESDA SA PAMAMAGUTAN NG INTERACTIVE CD

TRAINING — TRABAHO — TESDA

Tesda Welding Courses

OCCUPATION QUALIFICATION AND CERTIFICATION

TESDA

These are the Services and Facilities Being Provided Out of Your Tax Money...

On Health and Nutrition

The government spends for the following:

- 452 Public Hospitals with 45,629 beds and 292 Infirmaries with 5,003 beds
- 2,581 Rural Health Units
- 19,943 Barangay Health Stations
- 13 Dangerous Drug Abuse Treatment and Rehabilitation Centers



Immunization

In 2014, around 2.1 million children were fully immunized against various diseases including tuberculosis infections, diphtheria, pertussis, tetanus, polio, hepatitis, and measles.

Medical Missions

Through the Department of Health (DOH) and its attached agencies, medical missions are launched to assist the public.



Where does your tax money go?

Your tax money was also spent to finance the following:

- Salaries of 12,592 government doctors; 1,733 dentists; 21,101 nurses; and 14,346 midwives as of 2014
- Health facilities in hospitals and other health units
- Ambulances, medicines, medical supplies, and equipment
- Subsidy to PhilHealth Insurance premiums covering about 87% of the Filipinos as of 2014.



Disease Prevention and Control

- Treatment of 244, 392 tuberculosis cases;
- Treatment of 6,437 HIV/AIDS cases.
- 27 Filariasis-free provinces;
- 23 Rabies-free provinces; and
- 28 Malaria-free provinces in 2014.

Where does your tax money go?

These are the Services and Facilities Being Provided Out of Your Tax Money...

On Social Security and Welfare

The Department of Social Welfare and Development (DSWD) served 58,396 children, 12,374 youth, 44,659 women, 4,721 senior citizens, 2,135 PWDs and 25,928 other needy adults in 2013.



Social Welfare Institutions

There are 28 childcare institutions, 15 youth center facilities, 15 substitute home for women in especially difficult circumstances and 13 facilities for PWDs/elderly persons.

Sustainable Livelihood Program (SLP)

SLP is a community-based capacity building program that seeks to improve the participants' socio-economic status.

DSWD allocated P2.4 billion for the program benefitting 111,314 households in 2014.



Where does your tax money go?

Supplemental Feeding Program (SFP)

DSWD in cooperation with Local Government Units (LGUs) spent about P4.3 billion to provide meals for 1.7 million day care pupils in 2014 .

Pantawid Pamilyang Pilipino Program (4Ps)

DSWD released P189.9 billion for the program including implementing costs, covering a total of 4,455,116 households from 2008 to 2014.



Beneficiaries of the Pantawid Pamilyang Pilipino Program wait for their turn to be served outside Land Bank branch.

Where does your tax money go?

DSWD Relief Operations

Calamity	Beneficiaries	Amount and Type of Assistance
Zamboanga Siege	23,794 families	P273 million relief assistance P2.2 million financial assistance P3.8 million for work program P21.5 million for construction of 10,160 bunkhouses
Bohol earthquake	671,099 families	P71.8 million relief assistance
Habagat	124,147 families	P3.13 million relief assistance
Typhoon Labuyo	90,026 families	P6.3 million relief assistance
Typhoon Maring	697,263 families	P46.5 million relief assistance P96,000 emergency shelter assistance
Typhoon Santi	271,400 families	P19.3 million relief assistance
Typhoon Yolanda	58,823 families	P575 million of food assistance
	9,395 families	P35.8 million for building livelihood assets
	112,227 children	P188 million for feeding program in bunkhouses

These are the Services and Facilities Being Provided Out of Your Tax Money...

On Employment

Employment Facilitation

- Job Placement Through Employment Service Providers
- Special Program for Employment of Students (SPES)
- Conduct of Job Fairs
- Maintenance of Jobseekers' Kiosks

In 2014, DOLE through its Special Program for Employment of Students (SPES) has provided employment assistance to 182,573 youths.



A total of 2,018 job fairs were conducted in 2014. A total of 134,581 applicants were hired-on-the-spot.

Where does your tax money go?

Worker's Protection and Welfare Services

The government spends for the following:

- OFWs' claims for death & burial benefits amounting to P254 million and disability/dismemberment amounting to P23 million in 2014.
- Handling and disposition of various mediation cases and illegal recruitment cases annually;
- Promotion of rural employment/women workers employment through self-employment and entrepreneurship development, livelihood programs, among others.



"Kabuhayan at hanapbuhay ng Pinay sa sariling bayan."



Maintenance of Jobseekers' Kiosks

The kiosks are used to access relevant information on job openings, hiring requirements of employers, or upgrade their skills thru the TESDA programs and the Bureau of Local Employment career guides.

These are the Services and Facilities Being Provided Out of Your Tax Money...

On Housing

In 2014, the housing sector provided homes to 222,789 low-income families amounting to P58.92 billion.



NHA Housing Production/Assistance in 2014

Program	Target	Accomplishment
Resettlement	65,705	44,271
Housing Assistance Program for Calamity Victims	147,433	155,887
Settlements Upgrading	3,098	2,688
AFP/PNP Housing	9,067	1,918
Other Housing Assistance	-	197
Total	225,303	204,961

Emergency Housing Assistance Program for Victims of Calamities

In 2014, the National Housing Authority has provided permanent housing to 40,052 families and housing materials assistance to 143,076 families under its emergency housing assistance program for calamity victims.

Where does your tax money go?

These are the Services and Facilities Being Provided Out of Your Tax Money...

On Roads and Transportation

Particulars	2009	2014
National Roads (in kms)	29,898	32,526
Provincial Roads (in kms)	30,925	31,744
City Roads (in kms)	13,607	15,329
Bridges (in linear meters)	7,793	8,131

- Maintenance of:

- Airports

- 10 international airports
 - 15 principal class 1 airports
 - 19 principal class 2 airports
 - 41 community airports

- Seaports

- Ro-Ro Ports

- Mass Transit Railways (LRT, MRT, PNR)

- Remedial works in specified landslide areas and road slip areas



Where does your tax money go?

Government Projects



Construction of Roads



Widening of Roads



Repair and Maintenance of
Roads



Reconstruction of Worn Out
Bridges

Where does your tax money go?

Airports



Newly Opened Laguindingan Airport in Misamis Oriental

Mass Transit Railways



The government spends P12 billion for LRT and MRT and P8.4 billion for the PNR every year as subsidy.

In 2014, the government spent for the rehabilitation of the following airports/ports damaged by Typhoon Yolanda:

- Kalibo Airport
- Roxas Airport
- Busuanga Airport
- Port of Naval in Biliran
- The Ports of Danao, San Carlos, and Pulupandan in Negros Occidental
- The Ports of Coron, Culion, Cuyo, and El Nido in Palawan
- Port of Matnog in Sorsogon
- The Ports of Legazpi, Tabaco in Albay, and Pasacao in Camarines Sur
- Port of Maasin in Southern Leyte

Where does your tax money go?

These are the Services and Facilities Being Provided Out of Your Tax Money...

On Agriculture, Agrarian Reform, and Environment

The government spends considerable money to improve the agricultural production in order to sustain the basic needs on food of the Filipinos.

In 2014, the Department of Agriculture had a budget of P52.7 billion for its programs that increased the productivity and income of farmers and fishermen. Around P10.5 billion was allotted for the 2.1 million farmers, farm laborers, and fishermen of the 20 poorest provinces.



Where does your tax money go?

Completed Irrigation Projects in 2009 and 2014

Project Classification	2009	2014
New	8,234	32,764
Restored	59,959	14,143
Rehabilitated	106,269	80,310

Various assistance to farmers

Distribution of:

- Seeds (corn, rice, vegetables)
- Planting materials
- Fertilizers and other soil ameliorants
- Liquid/Solid pesticides
- Soil testing kits
- Animal vaccines and drugs
- Fingerlings and broodstock

Geo-Hazard Assessment and Mapping Program

The program aims to identify areas in the country which are vulnerable to various geologic hazards (e.g. landslides and floodings) and to provide information to various stakeholders in order to lessen or mitigate the impact of these events.

A total of 548 municipalities were mapped in 2014.

Where does your tax money go?



National Greening Program

- DENR planted 592,839,159 seedlings in 1 million hectares of land as of 2014.
- Area reforested by government totaled 326,106 hectares in 2013.



Comprehensive Agrarian Reform Program Extension

In 2014, a total of 104,996 hectares of land was distributed.

Where does your tax money go?

These are the Services and Facilities Being Provided Out of Your Tax Money...

On Water Supply and Flood Control

Local Water Utilities

A total of 878 local water districts are now serving rural folks with potable water.



Flood Control and Sewerage Management

MMDA allotted P271 million in 2014 for declogging of drainage system, dredging works, cleaning of manholes, and hauling and disposal of garbage.



Cleaning of Manholes



Dredging Works

Where does your tax money go?

These are the Services and Facilities Being Provided Out of Your Tax Money...

On Power and Energy

Electrification Projects

Number of barangays energized increased from 35,860 in 2009 to 36,052 in 2014 through Barangay Line Enhancement Program



Exploration of Various Energy Sources

DOE continues to develop alternative sources of energy, e.g. wind energy.



Where does your tax money go?

**These are the Services and Facilities Being Provided
Out of Your Tax Money...**

On Trade and Industry



Trade promotions through trade events for local and international products, marketing and financial assistance resulting in an increase in exports from USD38.44 billion in 2009 to USD61.80 billion in 2014.


Where does your tax money go?

These are the Services and Facilities Being Provided Out of Your Tax Money...

On Tourism

Tourism Campaigns

Department of Tourism launched
“It's More Fun in the Philippines”
slogan in 2012.



Tourism campaign resulted in an increase of tourist arrivals from 3.03 million in 2009 to 4.83 million in 2014.

Where does your tax money go?

These are the Services and Facilities Being Provided Out of Your Tax Money...

On Defense and Public Security and Safety

Expenditures on Salaries and Allowances of Uniformed Personnel in 2014

Particulars	Number of Personnel	Amount (P Billion)
Bureau of Fire Protection	19,886	4.5
Bureau of Jail Management and Penology	10,899	2.4
Philippine National Police	164,410	39.6
Philippine Coast Guard	7,730	1.7
Philippine Army	85,570	18.7
Philippine Air Force	17,520	4.2
Philippine Navy	23,180	5.3



Where does your tax money go?

The government also spends for the following:

- Veterans Pension and Benefits
- Internal security operations
- Territorial defense
- Disaster response
- International defense and security engagements
- International humanitarian assistance and peace-keeping operations, among others.



Where does your tax money go?

Your Tax Money is also spent on:

- Road widening/construction of concrete curbs, gutters, driveways, bikeways and sidewalk improvements
- Construction and maintenance of traffic lights and streetlights
- Construction, fabrication, installation and maintenance of traffic signages and road safety facilities
- Establishment of new emergency stations
- Construction of loading/unloading stations/ bays
- Footbridges (there are 88 footbridges as of 2014)



Fire Prevention Services



Traffic Management



Street Lighting System



Road Safety Devices

Where does your tax money go?

These are the Services and Facilities Being Provided Out of Your Tax Money...

On Public Services



Operation of Public Markets



Proper Waste Disposal



Operation of Tricycle,
Jeepney and Bus Terminals



Operation of Slaughterhouses

List of Data Sources

Bureau of Customs	BOC
Bureau of Internal Revenue	BIR
Bureau of Local Government Finance	BLGF
Bureau of Treasury	BTr
Commission on Higher Education	CHED
Department of Agrarian Reform	DAR
Department of Agriculture	DA
Department of Budget and Management	DBM
Department of Education	DepEd
Department of Environment and Natural Resources	DENR
Department of Finance	DOF
Department of Interior and Local Government	DILG
Department of Health	DOH
Department of Labor and Employment	DOLE
Department of Public Works and Highways	DPWH
Department of Social Welfare and Development	DSWD
Department of Tourism	DOT
Department of Transportation and Communications	DOTC
Department of Trade and Industry	DTI
Department of Science and Technology	DOST
Local Water Utilities Administration	LWUA
Metropolitan Manila Development Authority	MMDA
National Electrification Administration	NEA
National Housing Authority	NHA
National Irrigation Administration	NIA
National Statistical Coordination Board	NSCB
Philippine Statistics Authority	PSA
Technical Education and Skills Development Authority	TESDA
Budget ng Bayan Website (http://budgetngbayan.com/)	
Fund for Assistance to Private Education Website (http://www.fape.org.ph/)	

Sources of Photos

4Ps beneficiaries. Retrieved from <https://bukidnonnewstoday.wordpress.com>

Anteco substation. Retrieved from www.refc.com.ph

Bangui wind mills. Retrieved from www.philippinebeaches.net

BJMP. Retrieved from www.bjmp.gov.ph

Bridge. Retrieved from www.thehappytrip.com

Coast guard. Retrieved from www.untvweb.com

E-classroom. Retrieved from <https://oranisouth.wordpress.com>

Feeding Program. Retrieved from www.mb.com.ph

Giving of relief goods. Retrieved from www.palawanboracay.com

Jeepney terminal. Retrieved from <http://2.bp.blogspot.com>

Job Fair. Retrieved from www.harlemvalleynews.net

La Union. Retrieved from www.lwua.gov.ph

Laguindingan Airport. Retrieved from laguindinganinternationalairport.com

Mactan Bridge. Retrieved from <http://photobucket.com>

Medical Mission. Retrieved from www.geocities.ws

MRT3. Retrieved from <http://philnews.ph>

National Greening Program. Retrieved from www.lwua.gov.ph

NFA rice. Retrieved from www.filipinoexpress.com

Patapat Bridge. Retrieved from <http://photobucket.com>

Philippine currency. Retrieved from billyjawboiles.files.wordpress.com

Pres. Benigno Aquino III. Retrieved from <http://philippinenews.ph>

High School. Retrieved from <https://upload.wikimedia.org>

Teacher. Retrieved from <http://i.ytimg.com>

Teacher. Retrieved from www.mb.com.ph

Sources of Photos

Roro Port. Retrieved from www.pdosoluz.com.ph

Slaughterhouse. Retrieved from www.presidentroxas-capiz.gov.ph

Street Light. Retrieved from <http://tvird.com.ph>

Department of Agriculture website. (<http://www.da.gov.ph/>)

Department of Labor and Employment website (www.dole.gov.ph/)

Department of Social Welfare and Development (www.dswd.gov.ph)

Department of Tourism DOT website. (<http://www.tourism.gov.ph/pages/default.aspx>)


Department of Trade and Industry DTI website. (<http://www.dti.gov.ph/dti/index.php>)

Metropolitan Manila Development Authority website. (<http://www.mmda.gov.ph/>)

National Housing Authority website. (nha.gov.ph)

Technical Education and Skills Development Authority website. (<http://www.tesda.gov.ph/>)

Where Does Your Tax Money Go?



NATIONAL TAX RESEARCH CENTER

Harbor Centre II
23rd Street Cor. Delgado Street
Port Area, Manila

Tel. No: 527-2064
Telefax No: 527-2050
E-mail Address: ntrc@eastern.com
Web Address: www.ntrc.gov.ph